

POMONA-WALNUT-ROWLAND JOINT WATER LINE COMMISSION

WALNUT VALLEY WATER DISTRICT – BOARD ROOM

271 South Brea Canyon Road • P. O. Box 508

Walnut, California 91789-3002

(909) 595-1268 • (626) 964-6551 • FAX (909) 594-9532

AGENDA FOR REGULAR QUARTERLY MEETING

Thursday, February 14, 2019, 4:00 PM

Each item on the agenda shall be deemed to include any appropriate motion, resolution or ordinance to take action on any item.

1. Flag Salute
2. Roll Call: Mrs. Kwong _____ Mr. Gonzalez _____ Mr. Lima _____
 Mr. Hilden _____ Mr. Preciado _____ Mrs. Rios _____
3. Public Comment
 At this time, the public shall have an opportunity to comment on any non-agenda item relevant to the jurisdiction of the Commission. Reasonable time limits on each topic and on each speaker are imposed in accordance with Commission policy.
4. Late Business, if any
 No action shall be taken on any items not appearing on the posted Agenda except upon a determination by a majority of the Commission that an emergency situation exists, or upon a determination by a two-thirds vote of the Commission that there is a need to take immediate action and that the need to take action arose after the posting of the Agenda.
5. [Rotation of Officers – 2019 Calendar Year](#) Hitchman
 A. Discussion B. Action Taken
6. [Appointment of Administrative Officer](#) Hitchman
 B. Discussion B. Action Taken
7. [Approval of Minutes for Meeting Held October 25, 2018](#) Administrative Officer
 A. Discussion B. Action Taken
8. [Approval of Warrants and Charges Paid October 2018 through January 2019](#) Henry
 A. Discussion B. Action Taken
9. Communications Administrative Officer
10. Approval of Financial Reports Henry
 A. [Treasurer's Reports for October 2018 through January 2019](#)
 B. [Statement of Income & Expenses as of Quarter Ending December 31, 2018](#)
 C. [Cash & Investment Portfolio Summary as of Quarter Ending December 31, 2018](#)
 (1) Discussion (2) Action Taken
11. Three Valleys Municipal Water District Administrative Officer
12. Administrative Report Administrative Officer

13. [Operations Report](#)

Administrative Officer

14. [Water Use Reports for October 2018 through December 2018](#)

Henry

A. Discussion

B. Action Taken

15. Commissioners Questions and Comments

16. Commission Members and Staff Will Be Given an Opportunity to Request and Suggest Subjects for Discussion at a Future Meeting

17. Adjournment

POMONA-WALNUT-ROWLAND JOINT WATER LINE COMMISSION

271 South Brea Canyon Road • P. O. Box 508
Walnut, California 91789-3002
(909) 595-1268 • (626) 964-6551 • FAX (909) 594-9532

MEMORANDUM

TO: Commissioners Gonzalez, Kwong, and Lima **DATE:** February 14, 2019
FROM: Erik Hitchman
RE: Rotation of Officers – 2019 Calendar Year

In accordance with the Commission's Bylaws, "at the first regular meeting in a calendar year...." the Commission shall elect officers for that year.

Based on past practice, the Commission will rotate officers with the new officers to be seated as follows:

1. Vice President Escobar (Mr. Rubio Gonzalez appointed as the City of Pomona representative on December 17, 2018) will ascend to the position of President,
2. Commissioner Kwong will ascend to the position of Vice President; and,
3. President Lima will be Commissioner

POMONA-WALNUT-ROWLAND JOINT WATER LINE COMMISSION

271 South Brea Canyon Road • P. O. Box 508
Walnut, California 91789-3002
(909) 595-1268 • (626) 964-6551 • FAX (909) 594-9532

MEMORANDUM

TO: Commissioners Gonzalez, Kwong, and Lima **DATE:** February 14, 2019
FROM: Erik Hitchman
RE: Appointment of Administrative Officer

In accordance with the Commission's Bylaws, *"The designated entity responsible for administration of the Commission shall further designate one of its employees as the Commissions Administrative Officer. Upon the resignation, removal or incapacity of the person serving as Administrative Officer, the entity responsible for the administration of the Commission shall designate another of its employees to serve as Administrative Officer"*.

Mr. Erik Hitchman will designate Mr. Brian Teuber as the Administrative Officer for the Commission.

**MINUTES OF THE SEVEN HUNDRED AND EIGHTY THIRD MEETING OF THE
POMONA-WALNUT-ROWLAND JOINT WATER LINE COMMISSION**

**October 25, 2018
At the Offices of the Walnut Valley Water District
Board Room**

PRESENT:

Commissioner Ginna Escobar (teleconference)
Commissioner Scarlett Kwong
Commissioner Tony Lima
Alternate Commissioner Teresa Rios

STAFF PRESENT:

Erik Hitchman, Administrative Officer
Sean Henry, Treasurer
Carmen Fleming, Secretary

The meeting was called to order at 4:00 p.m. with Commissioner Lima presiding.

In attendance: Member agency representative Mr. Dave Warren, of Rowland Water District; and Mr. Brian Teuber, of Walnut Valley Water District; and Mr. Raul Garibay, and Mr. Chris Diggs, of the City of Pomona; and Mr. Mario Garcia, of Three Valleys Municipal Water District; and Mr. Robert Callanan, of White Nelson Diehl Evans, LLP.

Item 3: Public Comment

- ◆ There was no public comment at this time.

Item 4: Late Business

- ◆ There was no late business to be brought before the Commission at this time.

Item 5: Approval of Minutes for Meeting Held June 21, 2018

- ◆ The Commission was asked to approve the meeting minutes for the previous Commission meeting held June 21, 2018.

Upon consideration thereof, it was moved by Commissioner Kwong, seconded by Commissioner Escobar and carried (3-0), to approve the minutes of the June 21, 2018 meeting.

Chair Lima indicated that the motion was approved by a 3-0 vote

Item 6: Approval of Warrants and Charges Paid June through September 2018

- ◆ The Commission was provided a List of Warrants and Charges for June through September 2018

Upon consideration thereof, it was moved by Commissioner Kwong, seconded by Commissioner Escobar, and unanimously carried (3-0), to receive and file the Warrants and Charges for June through September 2018.

Chair Lima indicated that the motion was approved by a 3-0 vote

Item 7: Communications

- ◆ Mr. Hitchman did not have any Communication matters to report at this time.

Item 8: Approval of Financial Reports

- ◆ Mr. Henry noted the Treasurer's Reports, the Statement of Income & Expenses, and the Cash & Investment Portfolio Summary as provided and requested they be received and filed.

Upon consideration thereof, it was moved by Commissioner Escobar, seconded by Commissioner Kwong and unanimously carried, to receive and file the Treasurer's Reports for June 2018 through September 2018, and the Statement of Income & Expenses and Cash & Investment Portfolio Summary for Quarter Ending September 30, 2018.

Chair Lima indicated that the motion was approved by a 3-0 vote

Item 9: Adopt Final Audit

- ◆ A report given by Mr. Robert Callanan of White Nelson Diehl Evans LLP stated that there were no points of concern found.

Upon consideration thereof, it was moved by Commissioner Kwong, seconded by Commissioner Lima and unanimously carried (3-0), to adopt the Fiscal Year 2017-18 audit as prepared by White Diehl Evans LLP.

Chair Lima indicated that the motion was approved by a 3-0 vote

Item 10: Biennial Revision of the Conflict of Interest Code

- ◆ Mr. Hitchman updated the Commission on the filing of the 2018 Biennial Certification form with the Los Angeles County Board of Supervisors-Executive Office. Mr. Hitchman indicated no amendments were required to the Commission's Conflict of Interest Code.

Upon consideration thereof, it was moved by Commissioner Escobar, seconded by Commissioner Kwong and unanimously carried (3-0), to approve the submittal of the Biennial Certificate form with the Los Angeles County Board of Supervisors-Executive Office with no amendments.

Three Valleys Municipal Water District

- ◆ Staff reported on the Three Valley's Board meeting activities.

Item 11: Administrative Report

- ◆ Mr. Hitchman did not have any administrative matters to report at this time.

Item 12: Operations Report

- ◆ The Commission was provided with the Operations Report for the period of June 2018 through September 2018. As this is an informational report only, the Commission took no action.

Item 13: Water Use Reports for June through September 2018

- ◆ Mr. Hitchman asked the Commission to receive and file the Water Usage Reports for June through September 2018, as presented.

Upon consideration thereof, it was moved by Commissioner Kwong, seconded by Commissioner Escobar and unanimously carried (3-0), to receive and file the Water Use Reports for June through September 2018.

Chair Lima indicated that the motion was approved by a 3-0 vote

Item 14: 2019 Calendar/Meeting Schedule

- ◆ The Commission was asked to adopt the 2019 calendar year P-W-R Joint Water Line Commission meeting schedule, with the scheduled dates as follows:
 - Thursday, February 14, 2019, at 4:00 p.m.
 - Thursday, June 13, 2019, at 4:00 p.m.
 - Thursday, October 24, 2019, at 4:00 p.m.

Upon consideration thereof, it was moved by Commissioner Lima, seconded by Commissioner Escobar, and unanimously carried (3-0), to adopt the 2019 P-W-R Joint Water Line Commission calendar.

Chair Lima indicated that the motion was approved by a 3-0 vote

Item 15: Commissioner's Questions and Comments

- ◆ There were no Commissioner questions or comments at this time.

Item 16: Subjects for Discussion at Future Meetings

- ◆ There were no items requested for discussion at future meetings.

Item 17: Adjournment at 4:18 p.m.

With no further items for discussion, it was moved by Commissioner Escobar, seconded by Commissioner Kwong, and unanimously carried (3-0), to adjourn the Pomona-Walnut-Rowland Joint Waterline Commission meeting at 4:18 p.m.

Chair Lima indicated that the motion was approved by a 3-0 vote




POMONA-WALNUT-ROWLAND JWLC
List of Warrants and Charges
October, 2018

CHECK NO.	PAYEE	DESCRIPTION	AMOUNT	TOTAL
EFT	Three Valleys Municipal Water Dist.	PM-15 Invoice Date: August		1,641,901.00
		PM-21 Invoice Date: August		563,681.00
		TVMWD Capacity Charge Invoice Date: August		27,582.19
		TVMWD Connected Capacity Invoice Date: August		5,365.26
		TVMWD Water Use Charge Invoice Date: August		5,828.07
		TOTAL:		2,244,357.52
11736	ACWA / JPIA	Deposit Premium for the 10/1/2018-2019 Policy Year		2,183.00
11737	Caselle Inc.	Contract support and maintenance for 11/01/2018 to 11/30/2018		120.00
11738	Morrow Meadows Corp	Badillo Grand calibrations		1,108.88
11739	Walnut Valley Water District	District costs incurred for the Joint Water Line Personnel Services for the period of July 1, 2018 - September 30, 2018 as per 2018- 2019 approved budget		13,500.00
		District costs incurred for the Pomona-Walnut-Rowland Joint Water Line expenses for the period of July 1, 2018 - September 30, 2018		814.70
11740	Rowland Water District	Treasurer's Fee for 1st Quarter covering July 1, 2018 through September 30, 2018		2,550.00
TOTAL EXPENDITURES				2,264,634.10





POMONA-WALNUT-ROWLAND JWLC
List of Warrants and Charges
November, 2018

CHECK NO.	PAYEE	DESCRIPTION	AMOUNT	TOTAL
EFT	Three Valleys Municipal Water Dist.	PM-15		
		Invoice Date: September		1,454,697.00
		PM-21		
		Invoice Date: September		602,768.00
		TVMWD Capacity Charge		
		Invoice Date: September		27,582.19
		TVMWD Connected Capacity		
		Invoice Date: September		5,365.26
		TVMWD Water Use Charge		
		Invoice Date: September		5,828.07
		TOTAL:		2,096,240.52
11741	ACWA	2019 Annual Agency Dues		1,894.88
11742	Walnut Valley Water District	District costs incurred for the Pomona-Walnut-Rowland Joint Water Line expenses for USA Markups		1,500.00
11743	Caselle, Inc	Contract support and maintenance for 12/01/2018 to 12/31/2018		120.00
11744	White Nelson Diehl Evans LLP	Second and final interim billing on audit of the Commission's financial statements for the year ended June 30, 2018		1,000.00
TOTAL EXPENDITURES				2,100,755.40



POMONA-WALNUT-ROWLAND JWLC
List of Warrants and Charges
January, 2019


CHECK NO.	PAYEE	DESCRIPTION	AMOUNT	TOTAL	
EFT	Three Valleys Municipal Water Dist.	PM-15 Invoice Date: November		856,682.00	
		PM-21 Invoice Date: November		566,004.00	
		TVMWD Capacity Charge Invoice Date: November		27,582.19	
		TVMWD Connected Capacity Invoice Date: November		5,365.26	
		TVMWD Water Use Charge Invoice Date: November		5,828.07	
		TOTAL:			1,461,461.52
		11747	Caselle Inc.	Contract support and maintenance for 02/01/2019 to 02/28/2019	
11748	Lagerlof, Senecal, Gosney & Kruse, LLP	Re: General Matters		45.00	
11749	Rowland Water District	Treasurer's Fee for 2nd Quarter covering October 1, 2018 through December 31, 2018		2,550.00	
11750	Walnut Valley Water District	District costs incurred for the Pomona-Walnut-Rowland Joint Water Line expenses for the period of October 1, 2018 - December 31, 2018		2,240.02	
		District costs incurred for the Pomona-Walnut-Rowland Joint Water Line expenses for the period of October 1, 2018 - December 31, 2018		13,500.00	
TOTAL EXPENDITURES				1,479,916.54	



POMONA-WALNUT-ROWLAND JWLC

Treasurer's Report
Prepared For: October, 2018

CASH		
10/15/18	Checking - Citizens Bus. Bank (247418075)	2,335,679.67
	SUBTOTAL	2,335,679.67
INVESTMENTS		
	Local Agency Investment Fund (90-19-025)	1,418,277.87
	TOTAL CASH & INVESTMENTS	3,753,957.54
	NET CASH AVAILABLE FOR USE:	3,753,957.54
ACCOUNTS PAYABLE		
	Warrant List 10/15/18	2,264,634.10
	CASH ON HAND : 10/15/18	1,489,323.44
CASH RECONCILIATION: 10/15/18		
	Local Agency Investment Fund	1,418,277.87
	Checking Account	71,045.57
		1,489,323.44




POMONA-WALNUT-ROWLAND JWLC

Treasurer's Report

Prepared For: November, 2018


CASH		
11/20/18	Checking - Citizens Bus. Bank (247418075)	2,197,436.26
	SUBTOTAL	2,197,436.26
INVESTMENTS		
	Local Agency Investment Fund (90-19-025)	1,418,277.87
	TOTAL CASH & INVESTMENTS	3,615,714.13
	NET CASH AVAILABLE FOR USE:	3,615,714.13
ACCOUNTS PAYABLE		
	Warrant List 11/20/18	2,100,755.40
	CASH ON HAND : 11/20/18	1,514,958.73
CASH RECONCILIATION: 11/20/18		
	Local Agency Investment Fund	1,418,277.87
	Checking Account	96,680.86
		1,514,958.73



POMONA-WALNUT-ROWLAND JWLC

Treasurer's Report
Prepared For: December, 2018

CASH		
12/18/18	Checking - Citizens Bus. Bank (247418075)	2,047,062.26
	SUBTOTAL	2,047,062.26
INVESTMENTS		
	Local Agency Investment Fund (90-19-025)	1,418,277.87
	TOTAL CASH & INVESTMENTS	3,465,340.13
	NET CASH AVAILABLE FOR USE:	3,465,340.13
ACCOUNTS PAYABLE		
	Warrant List 12/18/18	1,950,621.40
	CASH ON HAND : 12/18/18	1,514,718.73
CASH RECONCILIATION:	12/18/18	
	Local Agency Investment Fund	1,418,277.87
	Checking Account	96,440.86
		1,514,718.73



POMONA-WALNUT-ROWLAND JWLC


Treasurer's Report
Prepared For: January, 2019

CASH		
1/22/19	Checking - Citizens Bus. Bank (247418075)	1,556,913.50
	SUBTOTAL	1,556,913.50
INVESTMENTS		
	Local Agency Investment Fund (90-19-025)	1,426,849.60
	TOTAL CASH & INVESTMENTS	2,983,763.10
	NET CASH AVAILABLE FOR USE:	2,983,763.10
ACCOUNTS PAYABLE		
	Warrant List 1/22/19	1,479,916.54
	CASH ON HAND : 1/22/19	1,503,846.56
CASH RECONCILIATION: 1/22/19		
	Local Agency Investment Fund	1,426,849.60
	Checking Account	76,996.96
		1,503,846.56



POMONA-WALNUT-ROWLAND JWLC
Statement of Income and Expenses With Budget Comparison
For Period Ended: December 31, 2018

	PERIOD 07/01/18 - 12/31/18	BUDGET 07/01/18 - 06/30/19	\$ DIFFERENCE 12/31/18	% OF BUDGET
INCOME				
Water Sales				
MWD PM-15	7,238,779.00			
TVMWD PM-21	2,959,300.00			
Total Water Sales:	10,198,079.00	19,489,390.00	(9,291,311.00)	52.3%
Fixed Charges				
MWD CRC Charge	165,493.00	296,458.00	(130,965.00)	55.8%
Total MWD Charges	165,493.00	296,458.00	(130,965.00)	55.8%
TVMWD Connected Capacity	32,192.00	65,909.00	(33,717.00)	48.8%
TVMWD Water Use Charge	34,968.00	70,442.00	(35,474.00)	49.6%
Total TVMWD Fixed Charges:	67,160.00	136,351.00	(69,191.00)	49.3%
Depreciation and Replacement				
Depreciation Charge	9,495.00	18,989.00	(9,494.00)	50.0%
Replacement Charge	12,167.00	24,334.00	(12,167.00)	50.0%
Total Depreciation and Replacement	21,662.00	43,323.00	(21,661.00)	50.0%
Admin. Budget Assessment	55,344.00	110,700.00	(55,356.00)	50.0%
Interest Income	14,757.00	12,750.00	2,007.00	115.7%
Other Income	-	-	-	-
TOTAL INCOME	10,522,495.00	20,088,972.00	(9,566,477.00)	52.38%
EXPENSES				
Water Purchases				
MWD PM-15	7,238,779.00			
TVMWD PM-21	2,959,300.00			
Total Water Purchases:	10,198,079.00	19,489,390.00	9,291,311.00	52.3%
Fixed Charges				
MWD CRC Charge	165,493.00	296,458.00	130,965.00	55.8%
Total MWD Charges	165,493.00	296,458.00	130,965.00	55.8%
Fixed Charges				
TVMWD Connected Capacity	32,192.00	65,909.00	33,717.00	48.8%
TVMWD Water Use Charge	34,968.00	70,442.00	35,474.00	49.6%
Total TVMWD Fixed Charges:	67,160.00	136,351.00	69,191.00	49.3%
Maintenance	7,867.00	13,900.00	6,033.00	56.6%
Contract Services				
WVWD	27,000.00	54,000.00	27,000.00	50.0%
RWD	5,100.00	10,200.00	5,100.00	50.0%
Total Contract Services:	32,100.00	64,200.00	32,100.00	50.0%
Legal Expense	165.00	20,000.00	19,835.00	0.8%
Insurance	2,183.00	2,200.00	17.00	99.2%
Auditing	5,100.00	5,500.00	400.00	92.7%
Other Administrative Costs				
Office Supplies & Expenses	1,380.00	2,900.00	1,520.00	47.6%
ACWA Dues	1,895.00	2,000.00	105.00	94.8%
Total Other Administrative Costs:	3,275.00	4,900.00	1,625.00	66.8%
TOTAL EXPENSES	10,481,422.00	20,032,899.00	9,551,477.00	52.3%
TOTAL INCOME - EXPENSES	41,073.00	56,073.00	(15,000.00)	73.2%



*POMONA-WALNUT-ROWLAND
Joint Water Line Commission*

Investment Report

December 31, 2018

ACCOUNT TYPE	ISSUER	Par Value	Market Value	Coupon Rate	Effective Yield	Accrued Interest 7/1/18 - 12/31/18	Interest Deposited Fiscal YTD	Total Accrued / Deposited Fiscal YTD	% of Portfolio
Investment Account	Local Agency Investment Fund	1,426,849.60	1,426,849.60	2.40%	2.40%	0.00	14,757.00	14,757.00	80.93%
Checking Account	Citizens Business Bank	336,271.58	336,271.58	0.00%	0.00%	N/A	N/A	N/A	19.07%
TOTAL CASH & INVESTMENTS		1,763,121.18	1,763,121.18	1.942%	1.942%	0.00	14,757.00	14,757.00	100.00%

Weighted Average %'s

All investments listed in this report comply with the Commission's Statement of Investment Policy.

The Commission's cash balances and investment portfolio provides sufficient cash flow and liquidity to meet all normal obligations, excluding the purchase of water, for at least a six month period of time.

NOTE: ALL INVESTMENT INTEREST VALUES SHOWN ABOVE ARE BASED ON ANNUAL RATES OF RETURN

SEAN S. HENRY, Treasurer

POMONA-WALNUT-ROWLAND JOINT WATER LINE COMMISSION

271 South Brea Canyon Road • P. O. Box 508
Walnut, California 91789-3002
(909) 595-1268 • (626) 964-6551 • FAX (909) 444-5521

MEMORANDUM

TO: Commissioners Gonzalez, Kwong & Lima **DATE:** February 14, 2019
FROM: Erik Hitchman
SUBJECT: Joint Water Line Operations Report for October 2018 – January 2019

Inspection Report: During the four-month period ending on January 31, 2019, all paved portions of the JWL were driven weekly and visually checked for leaks, vandalism, and other potential problems. Additionally, the cross-country sections of the line were walked and nothing unusual was found. Routine maintenance was performed as needed.

Meter Testing: On November 8, 2018, Morrow Meadows tested and calibrated the JWL meters. All meters tested within the established parameters.



POMONA-WALNUT-ROWLAND JOINT WATER LINE COMMISSION

AGENCY CONSUMPTION (Per PWR Meter Reads)

Wtr Cons. (Acre-feet)	%
POMONA	18.843%
WALNUT	41.024%
ROWLAND	40.133%
LaVERNE	0.000%
1,863.8	100.000%

ACTUAL WATER PRODUCTION

Wtr Cons. (Acre-feet)	%
MWD	67.507%
TVMWD	32.493%
LaVERNE	0.000%
Total	100.000%
1,900.70	100.000%
1,863.80	100.000%
BILLING DIFFERENCE	36.900
	1.941%



CALCULATION OF AGENCY WATER CONSUMPTION

(Water consumption billed to each agency is based on amount of water purchased from MWD and TVMWD)

Connection / Description	Allocated Share of Billing Difference (Acre-feet)	Adjusted Agency Consumption (Acre-feet)	Adjusted Consumption for Billing (Acre-feet) (Rounded)	Water Purchased from MWD (67.507%)	Water Purchased from TVMWD (32.493%)	Water Purchased from LaVERNE WELL (0.000%)	Total Water Purchased (Acre-feet) (100.000%)
POMONA	351.2	6.953	358.2	241.8	116.4	0.0	358.2
WALNUT	764.6	15.138	779.7	526.4	253.4	0.0	779.7
ROWLAND	748.0	14.809	762.8	514.9	247.8	0.0	762.7
LaVERNE	0.0	0.000	0.0	0.0	0.0	0.0	0.0
Total	1,863.8	36.900	1,900.7	1,283.1	617.5	0.0	1,900.6

WATER USE DISTRIBUTION AND BILLING REPORT

October 2018 Water Use

	MWD PM-15	TVMWD PM-21	MWD CAPACITY RESERVATION	TVMWD CONNECTED CAPACITY	TVMWD WATER USE CHARGE	MWD LRP REBATE PROGRAM					TOTAL
City of Pomona											
Cons. A.F.	241.8	116.4	27,582.19	5,365.26	5,828.07	90.9					
Water Rate	\$ 1,010.00	\$ 1,010.00	25.00%	52.00%	23.32%	\$ (100.00)					
Total	244,218.00	117,564.00	6,895.55	2,789.94	1,359.11	(9,090.00)					\$363,736.59
Walnut Valley Water District											
Cons. A.F.	526.4	253.4	27,582.19	5,365.26	5,828.07						
Water Rate	\$ 1,010.00	\$ 1,010.00	48.33%	28.00%	46.89%						
Total	531,664.00	255,934.00	13,330.47	1,502.27	2,732.78						\$805,163.53
Rowland Water District											
Cons. A.F.	514.9	247.8	27,582.19	5,365.26	5,828.07						
Water Rate	\$ 1,010.00	\$ 1,010.00	26.67%	20.00%	29.79%						
Total	520,049.00	250,278.00	7,356.17	1,073.05	1,736.18						\$780,492.40
City of LaVerne											
Cons. A.F.	0.0	0.0									
Water Rate	\$1,010.00	\$1,010.00									
Total	\$0.00	\$0.00									\$0.00
Total(A.F.)	1,283.1	617.5									1,900.6
Total (\$)	1,295,931.00	623,776.00				(9,090.00)					1,910,617.00
Total-Other			27,582.19	5,365.26	5,828.07						38,775.52



POMONA-WALNUT-ROWLAND JOINT WATER LINE COMMISSION

AGENCY CONSUMPTION (Per PWR Meter Reads)

Wtr Cons. (Acre-feet)	%	
POMONA	224.2	16.154%
WALNUT	764.2	55.062%
ROWLAND	399.5	28.784%
LaVERNE	0.0	0.000%
Total	1,387.9	100.000%

ACTUAL WATER PRODUCTION

Wtr Cons. (Acre-feet)	%	
MWD	848.2	60.216%
TVMWD	560.4	39.784%
LaVERNE	0.0	0.000%
Total	1,408.60	100.000%
BILLING DIFFERENCE	20.700	1.470%



CALCULATION OF AGENCY WATER CONSUMPTION

(Water consumption billed to each agency is based on amount of water purchased from MWD and TVMWD)

Connection / Description	Allocated Share of Billing Difference (Acre-feet)	Adjusted Agency Consumption (Acre-feet)	Adjusted Consumption for Billing (Acre-feet) (Rounded)	Water Purchased from MWD (60.216%)	Water Purchased from TVMWD (39.784%)	Water Purchased from LaVERNE WELL (0.000%)	Total Water Purchased (Acre-feet) (100.000%)
POMONA	224.2	3.344	227.5	137.0	90.5	0.0	227.5
WALNUT	764.2	11.398	775.6	467.0	308.6	0.0	775.6
ROWLAND	399.5	5.958	405.5	244.2	161.3	0.0	405.5
LaVERNE	0.0	0.000	0.0	0.0	0.0	0.0	0.0
Total	1,387.9	20.700	1,408.6	848.2	560.4	0.0	1,408.6

WATER USE DISTRIBUTION AND BILLING REPORT

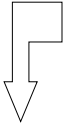
November 2018 Water Use

	MWD PM-15	TVMWD PM-21	MWD CAPACITY RESERVATION	TVMWD CONNECTED CAPACITY	TVMWD WATER USE CHARGE	MWD LRP REBATE PROGRAM					TOTAL
City of Pomona											
Cons. A.F.	137.0	90.5	27,582.19	5,365.26	5,828.07						
Water Rate	\$ 1,010.00	\$ 1,010.00	25.00%	52.00%	23.32%	\$ (100.00)					
Total	138,370.00	91,405.00	6,895.55	2,789.94	1,359.11	-					\$240,819.59
Walnut Valley Water District											
Cons. A.F.	467.0	308.6	27,582.19	5,365.26	5,828.07						
Water Rate	\$ 1,010.00	\$ 1,010.00	48.33%	28.00%	46.89%						
Total	471,670.00	311,686.00	13,330.47	1,502.27	2,732.78						\$800,921.53
Rowland Water District											
Cons. A.F.	244.2	161.3	27,582.19	5,365.26	5,828.07						
Water Rate	\$ 1,010.00	\$ 1,010.00	26.67%	20.00%	29.79%						
Total	246,642.00	162,913.00	7,356.17	1,073.05	1,736.18						\$419,720.40
City of LaVerne											
Cons. A.F.	0.0	0.0									
Water Rate	\$1,010.00	\$1,010.00									
Total	\$0.00	\$0.00									\$0.00
Total(A.F.)	848.2	560.4									1,408.6
Total (\$)	856,682.00	566,004.00									1,422,686.00
Total-Other			27,582.19	5,365.26	5,828.07						38,775.52

POMONA-WALNUT-ROWLAND JOINT WATER LINE COMMISSION



AGENCY CONSUMPTION (Per PWR Meter Reads)

	Wtr Cons. (Acre-feet)	%
POMONA	0.0	0.000%
WALNUT	456.1	62.936%
ROWLAND	268.6	37.064%
LaVERNE	0.0	0.000%
Total	724.7	100.000%



ACTUAL WATER PRODUCTION

	Wtr Cons. (Acre-feet)	%
MWD	778.1	99.756%
TVMWD	1.9	0.244%
LaVERNE	0.0	0.000%
Total	780.00	100.000%
BILLING DIFFERENCE	724.70	55.300
		7.090%



CALCULATION OF AGENCY WATER CONSUMPTION

(Water consumption billed to each agency is based on amount of water purchased from MWD and TVMWD)

Connection / Description	Allocated Share of Billing Difference (Acre-feet)	Adjusted Agency Consumption (Acre-feet)	Adjusted Consumption for Billing (Acre-feet) (Rounded)	Water Purchased from MWD 99.756%	Water Purchased from TVMWD 0.244%	Water Purchased from LaVERNE WELL 0.000%	Total Water Purchased (Acre-feet) 100.000%
POMONA	0.0	0.000	0.0	0.0	0.0	0.0	0.0
WALNUT	456.1	490.9	490.9	489.7	1.2	0.0	490.9
ROWLAND	268.6	289.1	289.1	288.4	0.7	0.0	289.1
LaVERNE	0.0	0.0	0.0	0.0	0.0	0.0	0.0
Total	724.7	55.300	780.0	778.1	1.9	0.0	780.0

WATER USE DISTRIBUTION AND BILLING REPORT

December 2018 Water Use

	MWD PM-15	TVMWD PM-21	MWD CAPACITY RESERVATION	TVMWD CONNECTED CAPACITY	TVMWD WATER USE CHARGE	DEPRECIATION	REPLACEMENT	ADMIN BUDGET ASSESSMENT	MWD LRP REBATE PROGRAM	TOTAL
City of Pomona										
Cons. A.F.	0.0	0.0	27,582.19	5,365.26	5,828.07	5,699.0	4,592.0	27,675.00	181.1	
Water Rate	\$ 1,010.00	\$ 1,010.00	25.00%	52.00%	23.32%	25.00%	25.00%	33.33%	\$ (100.00)	
Total	0.00	0.00	6,895.55	2,789.94	1,359.11	1,424.75	1,148.00	9,224.08	(18,110.00)	\$4,731.42
Walnut Valley Water District										
Cons. A.F.	489.7	1.2	27,582.19	5,365.26	5,828.07	7,734.00	12,102.00	27,675.00		
Water Rate	\$ 1,010.00	\$ 1,010.00	48.33%	28.00%	46.89%	25.00%	25.00%	33.33%		
Total	494,597.00	1,212.00	13,330.47	1,502.27	2,732.78	1,933.50	3,025.50	9,224.08		\$527,557.60
Rowland Water District										
Cons. A.F.	288.4	0.7	27,582.19	5,365.26	5,828.07	5,556.00	7,640.00	27,675.00		
Water Rate	\$ 1,010.00	\$ 1,010.00	26.67%	20.00%	29.79%	25.00%	25.00%	33.33%		
Total	291,284.00	707.00	7,356.17	1,073.05	1,736.18	1,389.00	1,910.00	9,224.08		\$314,679.48
City of LaVerne										
Cons. A.F.	0.0	0.0								
Water Rate	\$1,010.00	\$1,010.00								
Total	\$0.00	\$0.00								\$0.00
Total(A.F.)	778.1	1.9								780.0
Total (\$)	785,881.00	1,919.00	27,582.19	5,365.26	5,828.07				(18,110.00)	808,465.52
Total-Other						4,747.25	6,083.50	27,672.23		38,502.98